

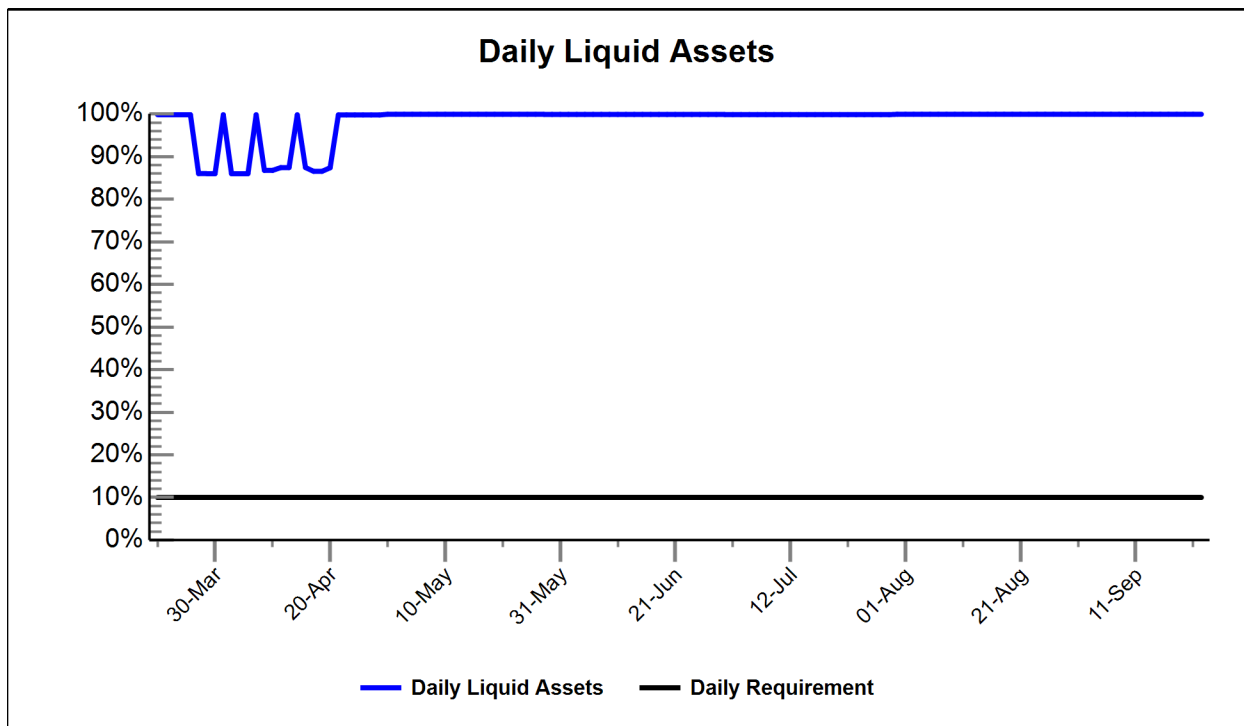
## MMR Charts



**Asof:** 09/21/2023  
**Fund Name:** VICTORY TREASURY MMKT TRUST

This graph shows the amount of daily liquid assets in the Fund. Daily liquid assets include: cash, direct obligations of the U.S. Government, securities that will mature or are subject to a demand feature exercisable and payable within one business day, and receivables from sales of portfolio securities due within one business day. Taxable money market funds must maintain a minimum of 10% of total assets in daily liquid assets.

Daily Liquid Assets	Date	Daily Requirement
99.96%	09/21/2023	10%



Victory Funds are distributed by Victory Capital Services, Inc.

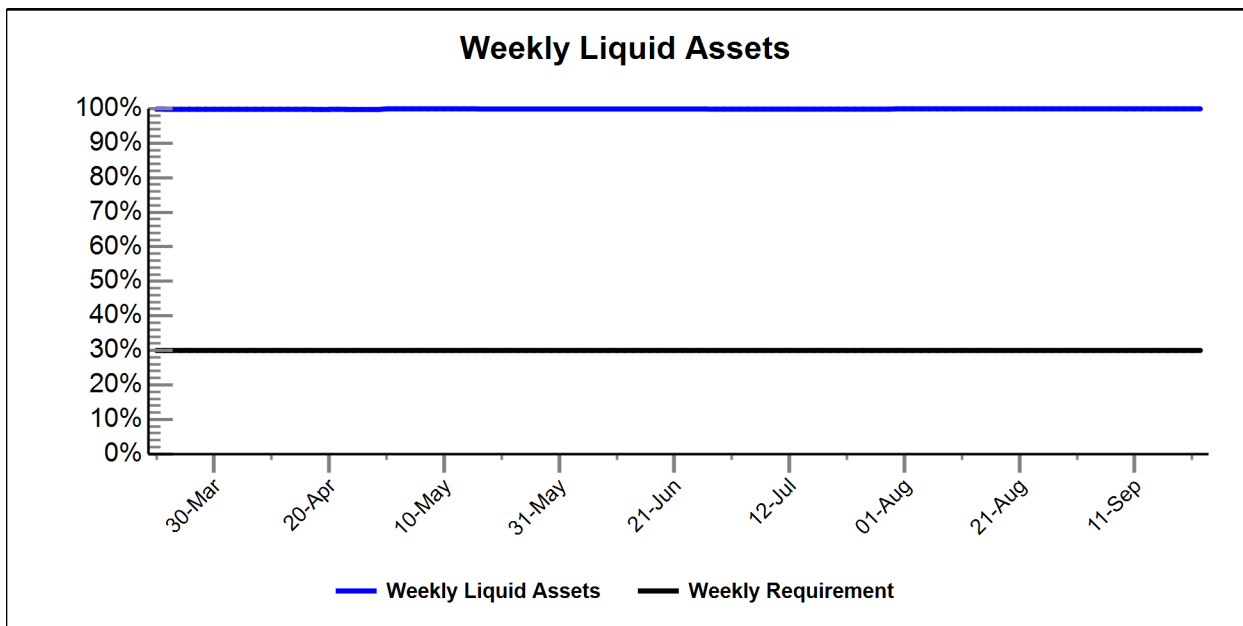
## MMR Charts

**As of:** 09/21/2023  
**Fund Name:** VICTORY TREASURY MMKT TRUST



This graph shows the amount of weekly liquid assets in the Fund. Weekly liquid assets include: cash, direct obligations of the U.S. Government, securities issued at a discount with a remaining maturity of 60 days or less, securities that will mature or are subject to a demand feature exercisable and payable within five business days, and receivables from sales of portfolio securities due within five business days. Money market funds must maintain a minimum of 30% of total assets in weekly liquid assets.

Weekly Liquid Assets	Date	Weekly Requirement
99.96%	09/21/2023	30%



Victory Funds are distributed by Victory Capital Services, Inc.

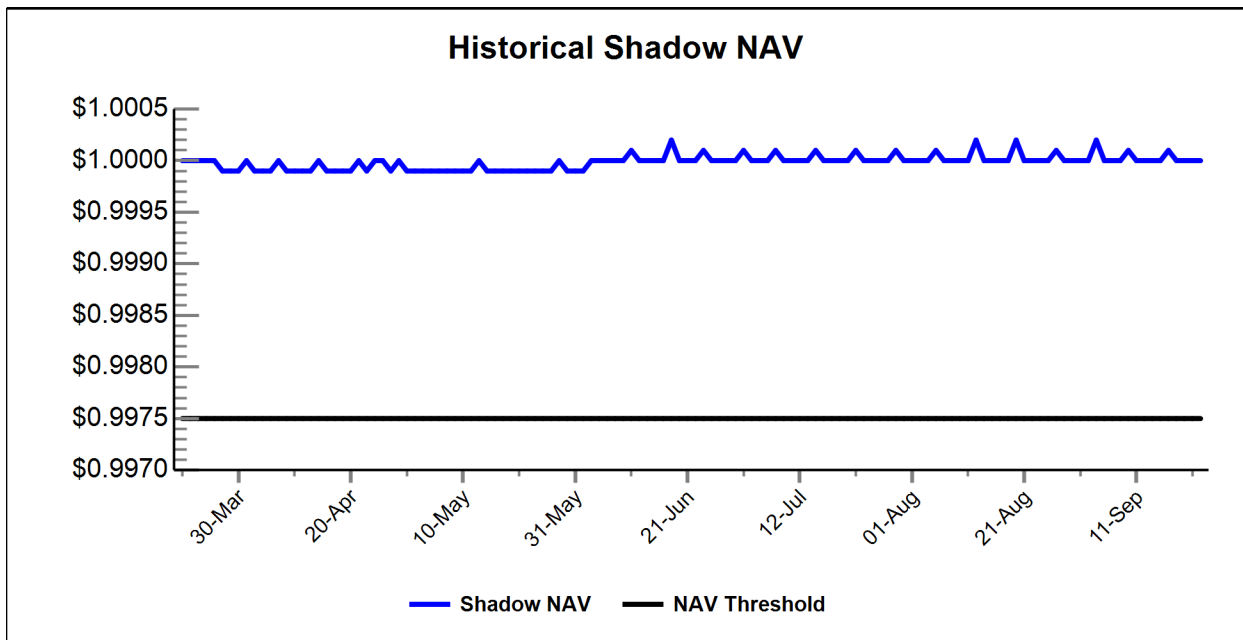
## MMR Charts

**Asof:** 09/21/2023  
**Fund Name:** VICTORY TREASURY MMKT TRUST



This graph shows the "shadow net asset value (NAV)" of the Fund. Money market funds are allowed to maintain a fixed \$ 1.00 per share price using the amortized cost method of valuation and penny-rounding method of pricing so long as the fund calculates daily the shadow NAV using the market price of the securities and maintains a shadow NAV of between \$0.995 and \$1.005. SEC Form N-CR must be filled if the shadow NAV falls below \$0.9975.

Shadow NAV	Date	NAV Threshold
\$1.0000	09/21/2023	\$0.9975



Victory Funds are distributed by Victory Capital Services, Inc.

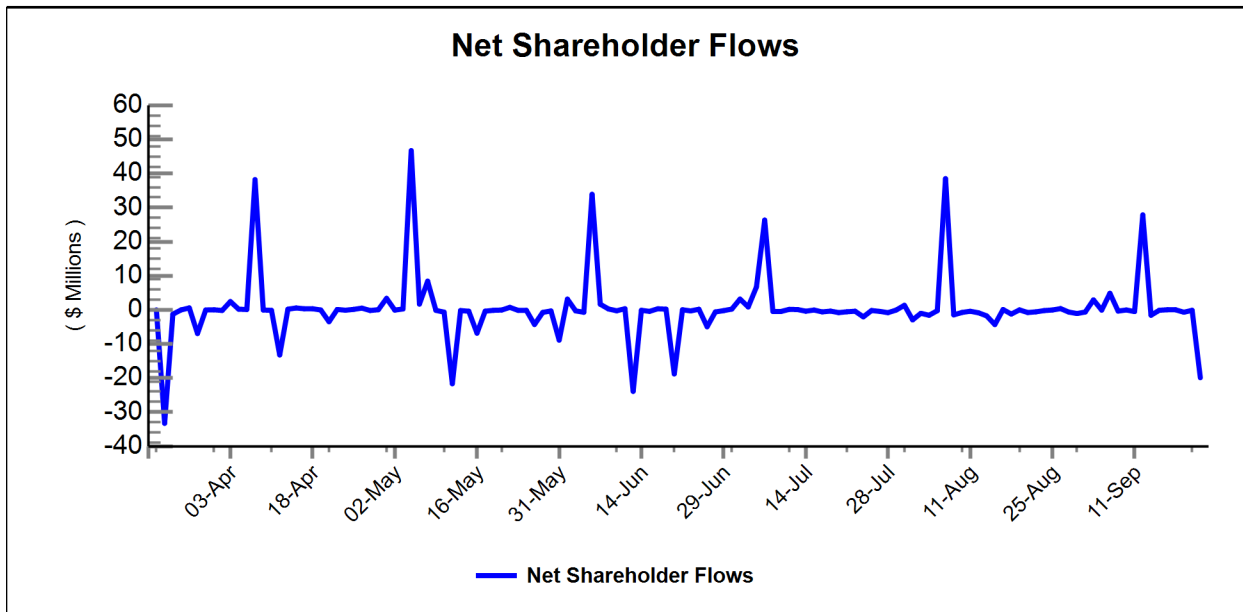
## MMR Charts

**Asof:** 09/21/2023  
**Fund Name:** VICTORY TREASURY MMKT TRUST



This graph shows the net shareholder flows of the Fund. Net shareholder flows are generally the sum of the inflows and outflows of a money market fund's shares for a given business day.

Net Shareholder Flows	Date
-\$19,890,810.91	09/21/2023



Victory Funds are distributed by Victory Capital Services, Inc.