



**INVESTMENTS**

A VICTORY CAPITAL® INVESTMENT FRANCHISE

**USAA TAX EXEMPT LONG-TERM FUND**

FUND: USTEX A: UTELX INSTITUTIONAL: ULTIX

Q3 // SEPTEMBER 30, 2022

**FUND FACTS**

Class	Inception Date	Ticker	Expense Ratio: Gross	Expense Ratio: Net
A	08/02/10	UTELX	1.11%	0.69%
Fund	03/19/82	USTEX	0.50%	0.50%
Inst	06/29/20	ULTIX	0.65%	0.44%

Net expense ratio reflects the contractual waiver and/or reimbursement of management fees through July 31, 2023.

**Investment Style**

Muni National Long

**Investment Objective and Strategy**

The Fund's investment objective is interest income that is exempt from federal income tax. The Fund invests principally in investment-grade, tax-exempt securities with an average dollar-weighted portfolio maturity of 10 years or more.

**About the Fund**

- Income is exempt from federal income taxes.
- Little or no exposure to the alternative minimum tax.
- Diversified; seeks to help protect principal.

**Portfolio Managers**

Regina Conklin, CFA, CPA. Since 2019.  
Andy Hattman, CFA, CAIA. Since 2019.  
Lauren Spalten. Since 2021.

**PERFORMANCE**

**Average Annual Total Returns (%)**

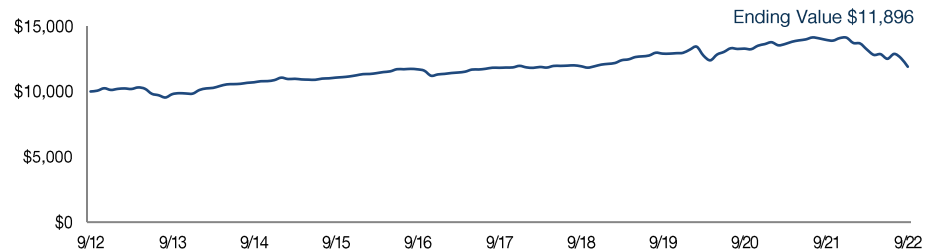
As of September 30, 2022	Q3 2022	YTD	1 Year	3 Year	5 Year	10 Year	Since Inception
A Shares, without sales charge	-4.85	-15.84	-14.87	-2.84	-0.06	1.49	2.56
A Shares, with sales charge (max. 2.25%)	-7.00	-17.74	-16.80	-3.57	-0.51	1.26	2.37
Fund Shares	-4.87	-15.77	-14.76	-2.67	0.13	1.75	6.31
Institutional Shares	-4.86	-15.74	-14.71	-	-	-	-3.92
Bloomberg Municipal Bond Index	-3.46	-12.13	-11.50	-1.85	0.59	1.79	-

**Calendar Year Performance (%)**

	2012	2013	2014	2015	2016	2017	2018	2019	2020	2021
A Shares, without sales charge	9.45	-3.17	10.24	2.98	0.38	5.43	0.59	7.25	4.96	3.40
A Shares, with sales charge (max. 2.25%)	7.02	-5.34	7.76	0.65	-1.85	3.09	-1.68	4.83	2.61	1.06
Fund Shares	9.80	-2.79	10.54	3.34	0.63	5.80	0.81	7.48	5.17	3.60
Institutional Shares	-	-	-	-	-	-	-	-	-	3.65
Bloomberg Municipal Bond Index	6.78	-2.55	9.05	3.30	0.25	5.45	1.28	7.54	5.21	1.52

Past performance does not guarantee future results. The performance quoted represents past performance and current performance may be lower or higher. The investment return and principal value will fluctuate so that an investor's shares, when redeemed, may be worth more or less than the original cost. To obtain performance information current to the most recent month-end, visit [www.vcm.com](http://www.vcm.com). Returns include reinvestment of dividends and capital gains. Performance for periods greater than one year is annualized. Fee waivers and/or expense reimbursements were in place for some or all periods shown, without which, fund performance would have been lower.

**Growth of a Hypothetical \$10,000 Investment** Fund Shares (9/30/2012-9/30/2022)



**MORNINGSTAR RATINGS AND RANKINGS**

	Overall	3 Year	5 Year	10 Year
Morningstar Rating	★★★★	★★★★	★★★	★★★★
Morningstar Ranking (%)	-	54	48	36
# of Funds	153	153	134	101

Morningstar Category: Muni National Long. Morningstar ratings and rankings are based on the Fund share class.

The Morningstar Rating™ for funds, or "star rating," is calculated for managed products (including mutual funds, variable annuity and variable life subaccounts, exchange-traded funds, closed-end funds, and separate accounts) with at least a three-year history. Exchange-traded funds and open-ended mutual funds are considered a single population for comparative purposes. It is calculated based on a Morningstar Risk-Adjusted Return measure that accounts for variation in a managed product's monthly excess performance, placing more emphasis on downward variations and rewarding consistent performance. The Morningstar Rating does not include any adjustment for sales loads. The top 10% of products in each product category receive 5 stars, the next 22.5% receive 4 stars, the next 35% receive 3 stars, the next 22.5% receive 2 stars, and the bottom 10% receive 1 star. The Overall Morningstar Rating for a managed product is derived from a weighted average of the performance figures associated with its three-, five-, and 10-year (if applicable)

Morningstar Rating metrics. The weights are: 100% three-year rating for 36-59 months of total returns, 60% five-year rating/40% three-year rating for 60-119 months of total returns, and 50% 10-year rating/30% five-year rating/20% three-year rating for 120 or more months of total returns. While the 10-year overall star rating formula seems to give the most weight to the 10-year period, the most recent three-year period actually has the greatest impact because it is included in all three rating periods. The Morningstar percentile ranking is based on a fund's average annual total return (excluding sales charges) relative to all funds in the same category. The highest (most favorable) percentile rank is 1%, and the lowest (least favorable) percentile rank is 100%. Fund performance used for the rankings reflects certain fee waivers, without which, Morningstar rankings would have been lower and Morningstar ratings may have been lower.

**Not FDIC Insured • May Lose Value • No Bank Guarantee**

## PORTFOLIO INFORMATION As of September 30, 2022

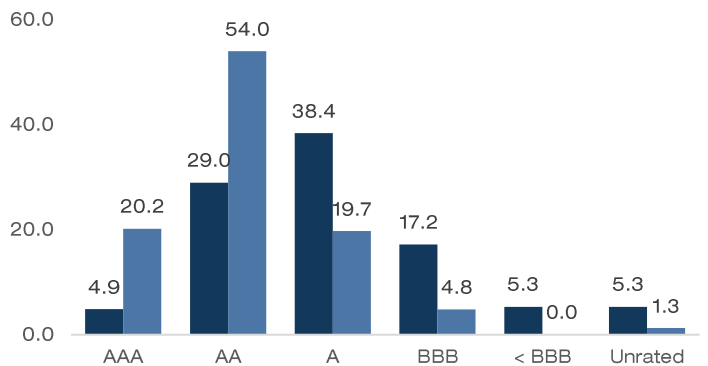
Top Ten Issuers	% Fund
Illinois Regional Transport Auth	2.34
New Jersey Eda School Imp	2.03
Pa Turnpike	2.00
Idea Charter Schools	1.53
New Jersey Transp Trst Fn Auth	1.24
Miami-Dade Cnty FI Wtr/Swr Rev	1.19
Peoples Gas Light & Coke Co	1.07
Central Texas Turnpike Sys	1.06
Goldman Sachs Headquarters	0.91
Philadelphia Pa Sch Dist	0.84
<b>Total</b>	<b>14.21</b>

Issuers are subject to change.

General Statistics	Fund	Bloomberg Municipal Bond Idx
Net Assets (\$)	1.9B	-
Average Effective Duration (years)	7.7	7.1
Number of Securities	565	55,673
30-Day SEC Yield Subsidized	3.89%	-
30-Day SEC Yield Unsubsidized	3.89%	-

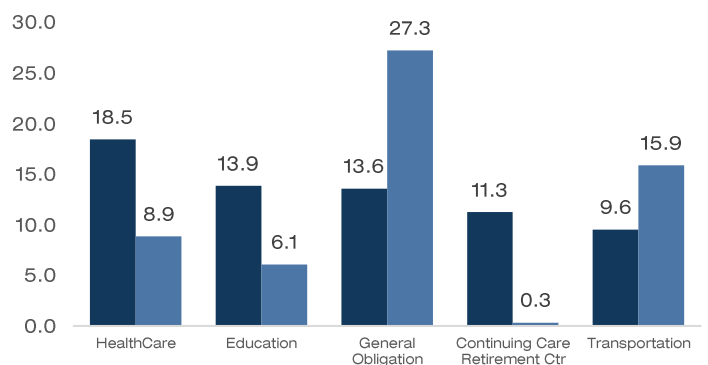
Yields shown reflects the Fund share class.

### Credit Quality (% Fund)



■ USAA Tax Exempt Long-Term Fund ■ Bloomberg Municipal Bond Idx

### Top 5 Sectors (% Fund)



■ USAA Tax Exempt Long-Term Fund ■ Bloomberg Municipal Bond Idx

**Carefully consider a fund's investment objectives, risks, charges and expenses before investing. To obtain a prospectus or summary prospectus containing this and other important information, visit [www.vcm.com/prospectus](http://www.vcm.com/prospectus). Read it carefully before investing.**

Not all share classes are available to all investors.

**All investing involves risk, including the potential loss of principal.** Fixed income securities are subject to interest rate, inflation, credit and default risk. The bond market is volatile. Bonds and bond funds will decrease in value as interest rates rise and vice versa. Credit risk refers to the possibility that debt issuers may not be able to make principal and interest payments or may have their debt downgraded by ratings agencies. Some income may be subject to state or local taxes or the federal Alternative Minimum Tax (AMT). The value of your investment is also subject to geopolitical risks such as wars, terrorism, environmental disasters, and public health crises; the risk of technology malfunctions or disruptions; and the responses to such events by governments and/or individual companies.

**Credit Quality** ratings are obtained using Bloomberg methodology using ratings derived from Moody's Investors Service (Moody's), Standard & Poor's (S&P) and Fitch Ratings (Fitch). When ratings from all three agencies are available, the median rating is used. When ratings are available from two of the agencies, the lower rating is used. When one rating is available, that rating is used. Victory Capital Management does not evaluate these ratings but simply assigns the to the appropriate credit quality category as determined by the rating agency. **Average Effective Duration** is a duration calculation for bonds that have embedded options. This measure of duration takes into account the fact that expected cash flows will fluctuate as interest rates change and is, therefore, a measure of risk. **Subsidized**

**Yield** reflects fee waivers/reimbursements/limits in effect. **Unsubsidized Yield** does not reflect any fee waivers/reimbursements/limits in effect.

**The Bloomberg Municipal Bond Index (Bloomberg Municipal Bond)** is considered to be generally representative of investment-grade-municipal issues having remaining maturities greater than 1 year and a national scope.

©2022 Morningstar, Inc. All rights reserved. The information contained herein: (1) is proprietary to Morningstar and/or its content providers; (2) may not be copied or distributed; and (3) is not warranted to be accurate, complete, or timely. Neither Morningstar nor its content providers are responsible for any damages or losses arising from any use of this information. Past performance is no guarantee of future results.

Victory Capital means Victory Capital Management Inc., the investment adviser of the Victory Capital mutual funds and USAA Mutual Funds. Victory Capital mutual funds and USAA Mutual Funds are distributed by Victory Capital Services, Inc. (VCS), member FINRA, an affiliate of Victory Capital. Victory Capital and its affiliates are not affiliated with United Services Automobile Association or its affiliates. USAA and the USAA logos are registered trademarks and the USAA Mutual Funds and USAA Investments logos are trademarks of United Services Automobile Association and are being used by Victory Capital and its affiliates under license.

©2022 Victory Capital Management Inc.

V19.068 // 3Q 2022 USAA Tax Exempt Long-Term Fund FS