

As of April 24, 2023

Overview

Our Marketplace terminal gives users a comprehensive view of all Marketplace accounts, quick trading capabilities, and access to updated market performance. Use this guide to explore different features within the online platform.

The following topics are covered in this guide:

- I. [Home Page Overview](#)
- II. [How to Fund Your Account](#)
- III. [How to Place a Trade](#)
- IV. [View Your Holdings](#)
- V. [How to Transfer an Account](#)
- VI. [Research the Market](#)
- VII. [Account Maintenance](#)
- VIII. [Manage Your Preferences](#)

Home Page Overview

1. Your Marketplace Accounts

Your Marketplace account(s) will be listed on the right-hand side of the page. Click the account number to access detailed account information.

2. Recent Orders

View your recent account order on the right-hand side of the page. To see all orders, click “View All Orders.”

3. Trading

For quick trades, click “Trade.”

4. Account History

See most recent account transactions on the “Home” screen or select “View All History” to view all historical transactions.

5. Gain/Loss

View portfolio gains and losses by clicking “View All Holdings.”

6. Asset Allocation

Click “View All Holdings” to view all your account holdings.

The screenshot displays the VictoryCapital inVest home page with the following components:

- Header:** VictoryCapital inVest logo, search bar, and navigation icons (Trade, Transfer).
- Accounts Section:**
 - Navigation: Accounts, Transact, Research, Communications, Products.
 - Summary: Your Total Balance **\$114,333.29**, Today's change **-\$149.95**, Unrealized Gain **\$15,932.09**, Available Cash **\$63,046.35**, Available to Trade **\$81,634.96**.
 - Line Chart: Shows account balance trends from APR to MAR.
 - Accounts Table:

Investments	Market Value	Gain/Loss
VC80	\$50,000.00 \$0.00 0%	0
VC10	\$0.00 \$0.00 0%	
 - Recent Orders Table:

Sec...	Price	Ord...	Qua...	Status
AAPL	12.00	Sell	22	Ope...
AAPL	160...	Sell...	10	Open
AAPL	1.00...	Sell	51	Can...
AAPL	20.00	Sell	2	Ope...
AAPL	1.00	Sell	55	Can...
 - Transfers (4): Recurring (SEMI-MONTHLY/TWICE PER MONTH) transfer of \$123.00 from USAA FEDERAL SAVINGS BANK Checking.
 - Asset Allocation: Pie chart showing 117.93% in Cash, Money Funds and Bank Deposits, and -17.93% in Equities.
- Trading Section:**
 - “Add Goal” button: Create your own goals and track progress in just a few easy steps.
 - “Van Gogh Original” goal: \$64,336.49, progress bar, and “Edit Goal” button.
- History Section (4):**

Date	Symbol	Amount	Description
Apr 17	USD999997	\$123.00	ELECTRONIC DEP...
Apr 17	USD999997	\$123.00	ELECTRONIC DEP...
Apr 17	USD999997	\$1,000.00	ELECTRONIC DEP...
Apr 13	USD999997	\$100.00	ELECTRONIC DEP...
Apr 13	USD999997	\$100.00	ELECTRONIC DEP...
- Portfolio Gainers / Losers (5):**

Symbol	Price	Change	% Change
INTC	\$307.70	-\$0.38	-1.20%
AMZN	\$10,390.00	-\$0.40	-0.39%
AAPL	\$33,368.00	-\$0.79	-0.47%
- My Portfolio in the News:**
 - Amazon.com Inc (AMZN): Amazon.com (AMZN) on Thursday launched Anti-Counterfeiting Exchange, or ACX, to make online shopping safer and to fight counterfeit crim... (0 hrs ago)
 - Intel Corp (INTC): Intel (INTC) has an average rating of Hold and price targets ranging from \$17 to \$45, according to analysts polled by Capital IQ. (3 hrs ago)
 - Apple Inc (AAPL): (For a Reuters live blog on U.S., UK and European stock markets, click or type LIVE/ in a news window.) Tesla falls as gross margin lags... (3 hrs ago)

How to Fund Your Account

1. Automatic Investment/Withdrawal Plan

Add an automatic investment or withdrawal plan by first selecting an account from which to withdraw. Then, select the account to which you intend to transfer funds, as well as the amount, and frequency.

2. Add a Bank

Select the “From” dropdown and “Add Account.” Linking your bank account will require you to provide additional information.

3. Manage Bank Accounts

To view bank account details, click the arrow under the description. To remove a bank account, click “Delete” underneath the “Linked Bank Accounts” section.

4. Wire Transfer

Select “Bank Wire” to obtain instructions for a same-day wire transfer.

5. Paper Check

Select “Paper Check” to send yourself a check from your investment account.

The screenshot shows the 'Move Money' section of the VictoryCapital inVest platform. It features a navigation bar with 'Accounts', 'Transact', 'Research', 'Communications', and 'Products'. Below the navigation, there are tabs for 'New Order', 'Order Status', and 'Funds Transfer'. The main content area is titled 'Move Money' and includes three primary options: 'Electronic Funds Transfer', 'Bank Wire', and 'Paper Check'. Each option is accompanied by a numbered callout (1, 2, 4, 5) pointing to specific UI elements. The 'Electronic Funds Transfer' form has fields for 'From' (with a dropdown menu), 'To' (with a dropdown menu), 'Amount' (with a text input), and 'Frequency' (with a dropdown menu). A 'Review' button is located at the bottom of this form. Below the 'Move Money' section, there are sections for 'Pending Transfers', 'Recurring Transfers', and 'Linked Bank Accounts'. The 'Linked Bank Accounts' section contains a table with columns for 'Description', 'Account From', 'Account To', 'Last Used', and 'Action'. A red callout '3' points to a 'Delete' button in the 'Action' column of the table.

Description	Account From	Account To	Last Used	Action
> INDIVIDUAL	VCT001452	RANDOLPH BROOKS FCU RET	2023-04-06	3 Delete

How to Place a Trade

1. New Order

Place trades from the “New Order” page. First select the account by clicking the dropdown arrow. Then, choose whether you want to trade Stocks & ETFs or Mutual Funds.

Trading Stocks & ETFs

Choose your transaction type, symbol, quantity, order type, duration, and account type. A real-time quote will be provided. Select “Review” prior to submitting the order.

The screenshot shows the 'New Order' page for Stocks & ETFs. The transaction type is 'Buy', symbol is 'AMZN', and quantity is '5000'. The order type is 'Market'. The duration is 'Day' and the account type is 'Cash'. A real-time quote for AMZN is shown: \$104.30, up 2.00 (1.96%). The estimated principal is \$521,000.00. A 'Review' button is visible.

Trading Mutual Funds

Choose your transaction type, symbol, quantity in dollars or shares, dividends, income, and capital gains. Select “Review” prior to submitting the order. To view details about the fund, click “Fund Details.”

2. Order Status

View open orders in your account under “Order Status,” which is updated within one day as transactions occur. To refine your view, filter by symbol or trade status.

The screenshot shows the 'New Order' page for Mutual Funds. The transaction type is 'Buy', symbol is 'USSPX', and quantity is '5000'. The order type is 'Please Choose'. A real-time quote for USSPX is shown: \$53.03, up 0.05 (0.09%). The estimated principal is \$5,000.00. A 'Fund Details' link is highlighted with a red arrow.

View Your Holdings

1. Account Selection

First, select the account you want to manage by clicking the dropdown arrow next to “All Accounts.”

2. Account Holdings

View a summary of your holdings or view all current holdings in your accounts. Select the dropdown arrow next to the security to expand and view position level detail.

3. Dividend Elections

From the “Holdings” page, you may change your dividend election. To change your dividend election:

- Select dropdown arrow next to the security you wish to edit.
- Choose “Reinvest Dividends” or “Payout in Cash.”
- Save.

4. Tax Lot Details

To view tax lot details for gain/loss information for the selected account, click on “Tax Lot Details.”

5. Action

Buy more of a security or sell by clicking the dropdown arrow next to “Action.”

The screenshot displays the VictoryCapital inVest Holdings page. At the top, there's a navigation bar with 'Accounts', 'Transact', 'Research', 'Communications', and 'Products'. Below this, there are tabs for 'Balances', 'Holdings', 'Valuation Over Time', 'Gain/Loss', 'Earned Income', 'History', 'Projected Cash Flow', and 'Profile'. The main heading is 'Holdings for All Accounts'. There are four summary cards: 'Total' (\$1,010.27, -2.20%), 'Cash, Money...' (\$599.33, 0.00%), 'Equities' (\$258.76, -8.03%), and 'Investment ...' (\$152.18, -0.09%). Below these is a table of securities with columns for Security, Today's Ma..., Change (\$), Last Price, Change (\$), Change (%), Gain/Loss..., Gain/Loss..., Quantity, and Action. The table lists AAPL and AMZN. The AMZN row is expanded, showing a price chart, a table of gain/loss over time, and a table of account details. The chart shows the price of AMZN from May '22 to Mar '23, with an average cost per share of \$97.00. The gain/loss table shows a gain of \$678.00 over the last year. The account details table shows the account type is CASH, quantity is 100.00, market value is \$10,377.00, and held in USD. There are red callout boxes with numbers 1 through 5 pointing to specific elements: 1 points to the 'All Accounts' dropdown, 2 points to the AAPL dropdown, 3 points to the dividend election dropdown, 4 points to the 'View Tax Lot details' link, and 5 points to the AMZN 'Action' dropdown.

How to Transfer an Account

Transferring your account to Victory Capital will move your assets from an external account to your account here. To transfer an account:

- Login to vcm.com
- Click on the “Marketplace” tab and select “Transfer Account” at the bottom of your dashboard.
- Choose one of two options to move assets from an external account to your account here.

The screenshot shows the Victory Capital inVest dashboard. At the top, there's a navigation bar with 'Home', 'Products', 'Insights', 'Tools & Resources', and 'Account Services'. Below that, a banner says 'Invest in your retirement' with a 'Get started' button. The main content area shows an overview of assets totaling \$164,492.82. A table lists 'Retirement Accounts' and 'Retail Accounts' for 'BRIGGS.JOHN'. At the bottom, there are links for 'Marketplace Document Center', 'Marketplace Notification Center', and 'Transfer Account', with a red arrow pointing to the 'Transfer Account' link.

Assisted Transfer

Provide minimal information via an online form and receive a call from one of our U.S.-based investment specialists to complete the process.

Self-Guided Transfer

Simply download the transfer form, complete the form, and upload it along with your most recent account statement. Account details for the account you intend to transfer are required to complete the form.

The screenshot shows the 'Start a Transfer to Marketplace' page. It includes a 'Need Help?' section with 'Call Us' and 'View international toll-free numbers' options. Below, there are two transfer options: 'Assisted Transfer' (Recommended for: Most Investors) and 'Self-Guided Transfer' (Recommended for: Advanced Investors). Each option has a brief description and a 'Start' button with a right arrow.

Research the Market

Markets

In the "Markets" section, you can view information on a particular stock, today's market-related events, and the status of major market indices. Also, access detailed information about fixed income yields, market movers, sector & industry outlooks, and advancers/decliners. Lastly, get the latest market news & commentary.

Quotes and News

In the "Quotes and News" section, you access to information to help you make informed trading decisions. Enter a stock symbol for detailed information, such as a summary, news, charting, earnings, fundamentals, insiders, and an option chain.

Investing Tools

In the "Investing Tools" section, you can search for stocks, ETFs, and mutual funds using multiple search criteria. Additionally, you can compare investment options through our multi-quote compare tool, set up and view watchlists, and set market alerts to stay updated.

The screenshot displays the VictoryCapital "Research the Market" interface. At the top, there are navigation tabs for "Accounts", "Transact", "Research", and "Communications". Below this, a search bar is present with the text "Enter Symbol or Name". The main content area is divided into several sections:

- Markets Today:** Includes a search bar for "Research a symbol" and "RECENT SEARCHES" (XOM, AI, VOO).
- Today's Events (61) Feb 03, 2023:** Lists economic events like "Earnings (6)", "Dividends (34)", and "Splits (1)".
- Market Movers:** A table showing top-performing stocks:

Company	Today's Change (%)
BigBear.ai Holdings Inc	+36.94%
Nordstrom Inc	+21.74%
C3.ai Inc	+20.48%
D-Wave Quantum Inc	+17.40%
Canada Goose Holdings Inc	+13.82%
Adtalem Global Education Inc	+11.46%
Cano Health Inc	+10.03%
Piper Sandler Companies	+8.49%
Clorox Co	+7.90%
Kemper Corp	+7.74%
- Market Update:** Features a line chart for "Top Broad Market Indices" (DJIA, S&P 500, NASDAQ) and a table of their current prices and day changes:

Name	Price	Day Change
DJIA	33,903.26	-150.68 (-0.44%)
S&P 500	4,140.28	-39.48 (-0.94%)
NASDAQ	12,049.16	-151.66 (-1.24%)
- News & Commentary:** Lists recent news items such as "Insider Sell: F5" and "Sector Update: Tech".
- Sector & Industry Outlook:** Provides performance metrics for various sectors, including "Non-Energy Minerals" (+337.94) and "Energy Minerals" (+29.02%).
- Daily Movers:** A bar chart comparing the performance of NYSE Composite, AMEX, and NASDAQ.

Account Maintenance

Account Services will be managed in the Marketplace terminal. To manage your account services, login to vcm.com, click the "Marketplace" tab and select "Manage" next to the account you wish to manage.

General Investment Account Services:

- Automatic Investing
- Automatic Withdrawals
- Dividends and Capital Gains
- Bank Accounts

VictoryCapital inVest

Home Products Insights Tools & Resources Account Services

Invest in your retirement
Calculate to make planning easier

Get started →

Overview

Marketplace Accounts [Ⓞ]
Open a New Marketplace Account >

Retirement Accounts \$100,000.00

****2109	\$0.00	Transfer Funds	Place a Trade	Manage
BRIGGSJOHN	\$50,000.00	Transfer Funds	Place a Trade	Manage

Retail Accounts \$64,492.82

BRIGGSJOHN	\$64,492.82	Transfer Funds	Place a Trade	Manage
------------	-------------	----------------	---------------	--------

Marketplace Document Center Marketplace Notification Center Transfer Account

Individual Retirement Account Services:

- Automatic Investing
- Dividends and Capital Gains
- Bank Accounts
- Beneficiaries

VictoryCapital inVest

Home Products Insights Tools & Resources Account Services

Home > BRIGGSJOHN

BRIGGSJOHN Edit

Place a Trade

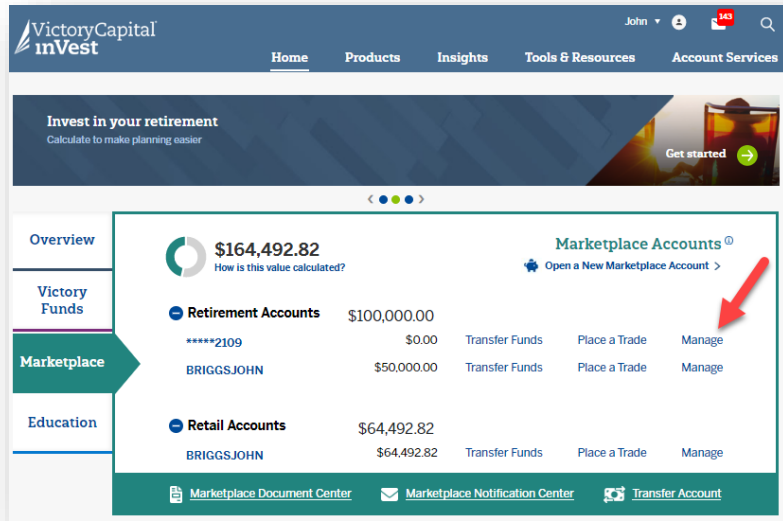
Current Value:* \$50,000.00 How is this value calculated?	Registration Number BRIGGSJOHN Show	Registration IRA FBO JOHN BRIGGS PERSHING LLC AS CUSTODIAN	Manage Services Automatic Investing Dividends and Capital Gains Bank Accounts Beneficiaries Manage Preferences Document Preferences Phone/Email Trusted Contact Mailing Address Notification/Alert Settings
--	--	--	---

Manage Your Preferences

Account Preferences will be managed in the Marketplace terminal. To manage your preferences, login to vcm.com, click the "Marketplace" tab and select "Manage" next to the account you wish to manage.

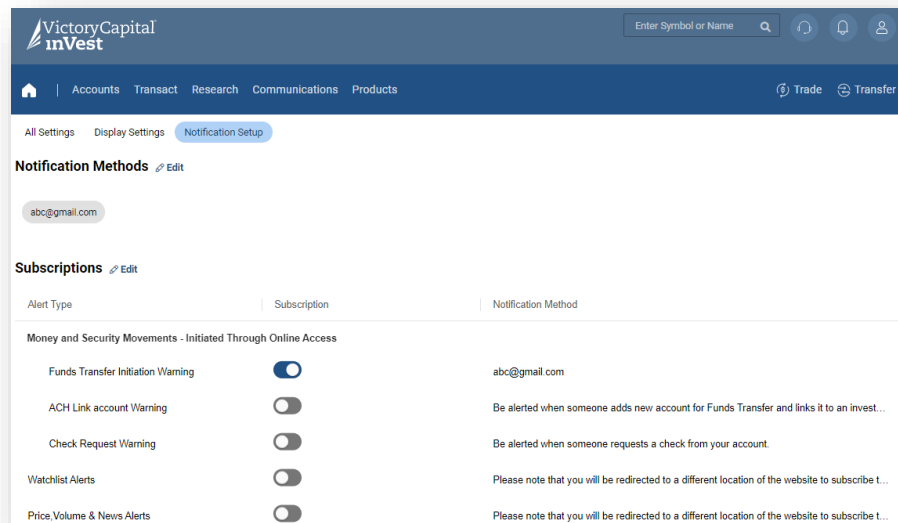
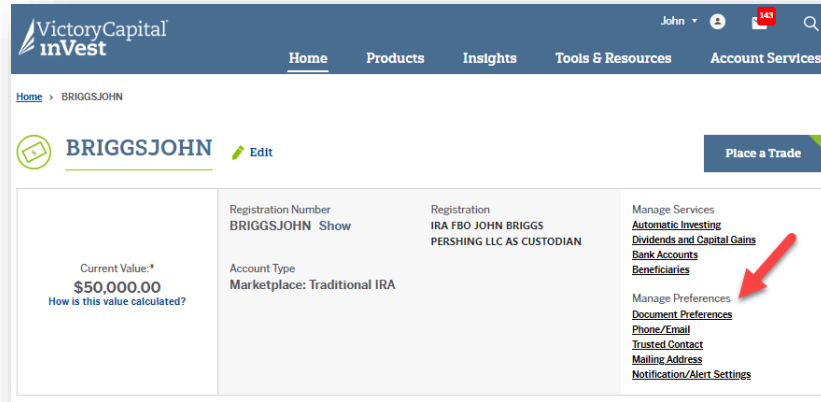
Manage the following preferences on vcm.com:

- Document Preferences
- Phone/Email
- Trust Contact
- Mailing Address



Manage the following preference in your Marketplace terminal:

- Notification/Alert Settings



Victory Capital Services, Inc. is a broker dealer registered with the U.S. Securities and Exchange Commission and a FINRA member.

Any transactions or securities shown on the sample screens are for illustrative purposes and are not meant to be viewed as recommendations.

VCS charges fees for trades and other services such as wire transfers. Go to our [Fee Schedule](#) for more details.

This document is meant for general education purposes only and does not supersede or amend your customer agreement or any other legal documents in place between you and VCS.

You understand that the use of automated systems entails risks, including, but not limited to, interruption of service, system or communications failure, delays in service, and errors in the design, implementations or functioning of such automated systems, that could cause substantial damage, expense, or liability to you. VCS MAKES NO REPRESENTATION OR WARRANTY OF ANY KIND WITH RESPECT TO THE SELECTION, DESIGN, FUNCTIONALITY, OPERATION, TITLE OR NONINFRINGEMENT OF ANY AUTOMATED SYSTEM, AND MAKES NO EXPRESS OR IMPLIED WARRANTY OF MERCHANTABILITY OR FITNESS FOR A PARTICULAR PURPOSE. WITHOUT LIMITING THE FOREGOING, VCS EXPRESSLY DISCLAIMS ANY REPRESENTATION THAT ANY AUTOMATED SYSTEM WILL OPERATE UNINTERRUPTED OR BE ERROR-FREE.